




## 467 Products were analyzed

### Most Common Nicotine Products:

### Most Common Cannabis Products:

		
<b>Hyde Edge</b> (n=110, 29%) <u>Disposable</u>	<b>Lost Mary MO5000</b> (n=49, 13%) <u>Disposable</u>	<b>Geekbar Pulse</b> (n=37, 10%) <u>Disposable</u>

		
<b>Torch</b> (n=21, 25%) <u>Disposable</u>	<b>FRYD</b> (n=15, 18%) <u>Disposable</u>	<b>Space Club</b> (n=4, 5%) <u>Disposable</u>

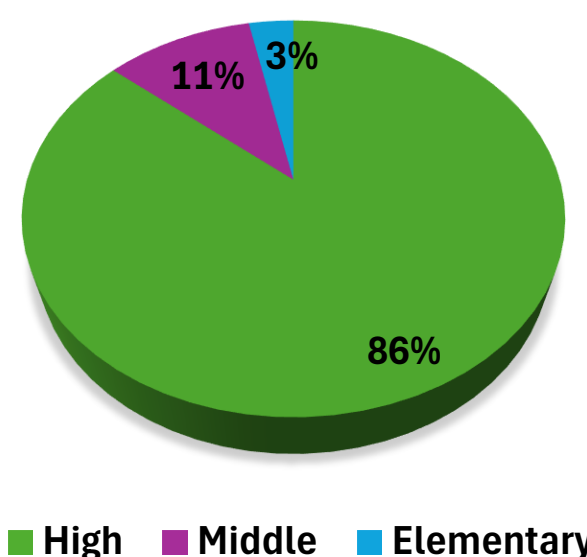
Note: No cannabis products were confiscated from elementary students

### Most Common Flavors:

Flavors other than tobacco are prohibited in NY since May 2020

		
<b>Minty O's</b> (n=33, 7%) <u>Mint/Menthol</u>	<b>Blue Razz Ice</b> (n=24, 5%) <u>Hybrid*</u>	<b>Sour Apple Ice</b> (n=9, 2%) <u>Hybrid*</u>

### % of Vapes from each school type



\*Hybrid=Cooling description with any other flavor.

## 383 (82%) products contained nicotine

- On average, products contained 45 mg/mL of nicotine
- Nicotine concentration ranged from 4.4 to 161 mg/mL
- Each device contained nicotine equivalent to 7-13 packs of cigarettes

## 84 (18%) products contained other substances

- 84 products contained THC\*\*
- 13 products contained CBD\*\*
- On average, products contained 450.6 mg of total cannabinoids
- No other illicit substances were detected (e.g. fentanyl)
- People who have never used cannabis can feel effects after consuming only 2.5 mg

\*\*some products contained both

\*\*\*Bhaskar, Arun, et al. "Consensus recommendations on dosing and administration of medical cannabis to treat chronic pain: results of a modified Delphi process." Journal of cannabis research 3 (2021): 1-12.